

**BHARATIYA VIDYA BHAVAN'S VIDYASHRAM, K.M MUNSHI MARG, JAIPUR**  
**SYLLABUS (2019-2020)**

**Class – II**

**Subject: ENGLISH**

**Books: Wow! English-2 Course Book (Eupheus Learning)**

**Wow! Grammar and Composition-2 (Eupheus Learning)**

Month	Name of the Topics	Activities	Learning Outcome
<b>TERM - I</b>			
<b>April-May</b>	<p><b><u>Course Book</u></b>            L-1. The Wind And The Sun            L-2. Grandpa Lost His Glasses            L-3. The Two Goats</p> <p><b><u>Grammar</u></b>            1. Nouns (Common &amp; Proper Nouns, Singular-Plural , Gender)            2. Sentences            3. Paragraph Writing            4. Comprehension</p> <p><b><u>Poem</u></b> –What Are Grandmas For (Pg. 30)</p> <p>• <b>Revision</b></p>	<ul style="list-style-type: none"> <li>• Speaking Skill (Pg. 16)</li> <li>• Dialogue Completion (Pg. 17)</li>   <li>• Travel Brochure</li> </ul>	<ul style="list-style-type: none"> <li>• Interpersonal Relationship</li> <li>• Phonic Sounds/sh/ , / ch/ , / ng /</li> <li>• Writing Dialogues</li> <li>• Identify and Classify the Naming Words</li> </ul>
<b>July</b>	<p><b><u>Course Book</u></b>            L-4. Ravi Breaks His Leg</p> <p><b><u>Grammar</u></b>            1. Verbs and 'ing' form of the Verbs            2. Homophones            3. Antonyms            4. Articles</p> <p><b><u>Poem</u></b> – Animals (Pg. 42)</p>	<ul style="list-style-type: none"> <li>• Role Play</li>   <li>• Verbs (Pg. 26 of the Course Book)</li> </ul>	<ul style="list-style-type: none"> <li>• Learn the language of Friendship through Role Play</li> <li>• Phonic sound : /th/</li> <li>• Writing skill: Diary Entry</li> <li>• Understand the forms and functions of Grammar.</li> </ul>

<b>August</b>	<p><b><u>Course Book</u></b> L-5. A Trip To Kerala</p> <p><b><u>Grammar</u></b> 1. Pronouns 2. Picture Composition 3. Comprehension</p> <p><b><u>Poem</u></b> – Giant Jumbo Jet (Pg. 66)</p>	<ul style="list-style-type: none"> <li>• Vocabulary: <b>Travel Words</b> (Pg. 63)</li> </ul>	<ul style="list-style-type: none"> <li>• Develop Observational Skills</li> <li>• Phonic sound : /ou/</li> <li>• Travel Etiquette</li> <li>• Use of past tense to narrate the travel experience</li> <li>• Skimming – locating the right answer</li> </ul>
<b>September</b>	<ul style="list-style-type: none"> <li>• <b>Revision</b></li> </ul>		
<b>TERM - II</b>			
<b>October</b>	<p><b><u>Course Book</u></b> L-6. Why Monkeys Have Red Bottoms L-7 Let Us Make Rangoli</p> <p><b><u>Grammar</u></b> 1. Synonyms</p> <p><b><u>Poem</u></b> – Little Green Fishy (Pg. 80)</p>	<ul style="list-style-type: none"> <li>• Rangoli Design (Pg. 83)</li> </ul>	<ul style="list-style-type: none"> <li>• Value each other's strength and show respect.</li> <li>• Phonic sounds: /oi/ , /oy/</li> <li>• Knowledge of the same meaning words.</li> </ul>
<b>November</b>	<p><b><u>Grammar</u></b> 1. Adjectives 2. Use of Is / Am / Are 3. Use of Was / Were 4. Picture Composition 5. Comprehension</p> <ul style="list-style-type: none"> <li>• <b>Revision</b></li> </ul>	<ul style="list-style-type: none"> <li>• Acrostic Poem on '<b>Diwali</b>'</li> </ul>	<ul style="list-style-type: none"> <li>• Identify the character traits</li> <li>• Correct usage of Helping Verbs</li> <li>• Enhance visual learning.</li> <li>• Skimming and scanning.</li> </ul>
<b>December</b>	<p><b><u>Course Book</u></b> L-8. Nails In The Fence</p> <p><b><u>Grammar</u></b> 1. Conjunctions 2. Prepositions 3. Paragraph Writing</p> <p><b><u>Poem</u></b> – Manners (Pg. 107)</p>	<ul style="list-style-type: none"> <li>• Writing Skills: <b>Expressing Emotions</b> (Pg. 106)</li> </ul>	<ul style="list-style-type: none"> <li>• Imbibe good values</li> <li>• Phonic sound: Long / i /</li> <li>• Develop an understanding of connecting words.</li> <li>• Sentence Structure.</li> </ul>
<b>January</b>	<p><b><u>Course Book</u></b> L-9. Jack And The Beanstalk</p> <p><b><u>Grammar</u></b> 1. Use of Has / Have 2. Comprehension</p>	<ul style="list-style-type: none"> <li>• Anagrams (Pg. 118)</li> </ul>	<ul style="list-style-type: none"> <li>• Enjoy a fable.</li> <li>• Phonic sounds: /ar/, /er/</li> <li>• Frame short sentences using has/have.</li> <li>• Enhance reading skills.</li> </ul>

February	<p><b>Course Book</b> L-10. The Clock Trail</p> <p><b>Grammar</b> 1. Question Words</p> <p><b>Poem</b> – Believe In The Fairies (Pg. 121)</p> <ul style="list-style-type: none"> <li>• <b>Revision</b></li> </ul>	<ul style="list-style-type: none"> <li>• Fun with <b>Suffix</b></li> </ul>	<ul style="list-style-type: none"> <li>• Gain information about the different types of clocks.</li> <li>• Phonic sounds: /ai/ , /ay/</li> <li>• Can make use of correct 'Wh' words.</li> </ul>
----------	---	--	--

<b>Syllabus for TEST-1</b>	<p>: <b>Course Book</b> L-1. The Wind And The Sun    L-2. Grandpa Lost His Glasses</p> <p><b>Grammar</b> Nouns, (Common &amp; Proper Nouns, Singular-Plural , Gender) , Sentences , Paragraph Writing , Comprehension</p> <p><b>Poem</b> : What Are Grandmas For (Pg. 30)</p>
<b>Syllabus for TEST-2</b>	<p>: <b>Course Book</b> L-3. The Two Goats    L-4. Ravi Breaks His Leg L-5. A Trip To Kerala</p> <p><b>Grammar</b> Verbs and 'ing' form of the Verbs , Homophones, Antonyms, Articles, Pronouns ,Picture Composition , Comprehension</p> <p><b>Poem</b> : Animals (Pg. 42 ) / Giant Jumbo Jet (Pg. 66)</p>
<b>Syllabus for TEST-3</b>	<p>: <b>Course Book</b> L-6. Why Monkeys Have Red Bottoms L-7 Let Us Make Rangoli</p> <p><b>Grammar</b> Adjectives, Synonyms, Use of Is / Am / Are, Use of Was/Were, Picture Composition , Comprehension</p> <p><b>Poem</b> : Little Green Fishy (Pg. 80)</p>
<b>Syllabus for TEST-4</b>	<p>: <b>Course Book</b> L-8. Nails In The Fence    L-9. Jack And The Beanstalk L-10. The Clock Trail</p> <p><b>Grammar</b> Conjunctions, Prepositions, Use of Has / Have, Question Words, Paragraph Writing, Comprehension</p> <p><b>Poem</b> : Manners (Pg. 107) / Believe In The Fairies (Pg. 121)</p>

## कक्षा-II

### विषय-हिन्दी

पाठ्यपुस्तक : सुनहरी धूप भाग - 2 (रचना सागर)

माह	पाठ का नाम	पाठ्य सहगामी क्रिया	शिक्षण अधिगम
अप्रैल	पाठ 1 सूरज आया' (केवल पठन हेतु) पाठ 2 अपना घर है सबको प्यारा पाठ 3 आसमान गिरा विलोम शब्द • पुनरावृत्ति	• कविता कंठस्थ हाव - भाव सहित	• जीवन में परिश्रम के महत्त्व को जानेंगे । • पशु पक्षियों की आजादी के महत्त्व को समझकर उन्हें बंधन मुक्त रखने की सीख लेंगे । • स्वयं की समझ का प्रयोग करना सीखेंगे । ▪ बुद्धि कौशल का विकास होगा । ▪ शब्द-भण्डार में अभिवृद्धि होगी ।
मई	पाठ 4 स्वच्छ भारतd(केवल पठन हेतु) लिंग बदलो	• स्वच्छता संबंधित कविता पूरी करो व रंग भरो ।	• स्वच्छता के महत्त्व का ज्ञान प्राप्त करेंगे । • शब्द-कोश का विकास होगा ।
जुलाई	पाठ 5 मेरी उड़ान - मेरी पहचान पाठ 6 ब्रूनों मिल गया संज्ञा	• प्रिय खिलौने पर पाँच वाक्य बताइए ।	• मित्रता के महत्त्व को समझेंगे । • पशुओं से प्रेम करना सीखेंगे । • विभिन्न नामों के द्वारा ज्ञान प्राप्त करेंगे व भाषा में प्रयोग करना सीखेंगे ।
अगस्त	पाठ 7 तीन मूर्ख पाठ 8 हमारे त्योहार वचन	• होली व दीवाली पर आप अपने मित्र के साथ क्या करते हैं ? (तीन-तीन वाक्य)	• सूझ-बूझ व चतुराई से कार्य करना सीखेंगे । • त्योहारों का महत्त्व जानेंगे । • वचन 'एक' व 'अनेक' का अर्थ जानेंगे व उसका प्रयोग करना सीखेंगे ।
सितम्बर	• पुनरावृत्ति		
अक्टूबर	पाठ 9 पहले में - पहले में पर्यायवाची शब्द	• परिवार वृक्ष (हिन्दी में पारिवारिक सदस्यों के नाम)	• खेल भावना का विकास होगा व समूह में कार्य करना सीखेंगे • शब्द भण्डार में अभिवृद्धि होगी ।
नवम्बर	पाठ 10 अध्यापिका की सीख पाठ 11 मुझे सोने दो वाक्यांश के लिए एक शब्द • पुनरावृत्ति	• अपना चित्र लगाकर स्वयं के परिचय का कार्ड बनाइए ।	• मित्रता की भावना के विकास के साथ ही आपसी प्रेम और सहयोग करना सीखेंगे । • समय का महत्त्व जानेंगे । • शब्द भण्डार विकसित होगा ।

दिसम्बर	पाठ 12 सतरंगी परियाँ (केवल पठन हेतु) पाठ 13 चिड़िया ने सबको जगाया सर्वनाम	<ul style="list-style-type: none"> <li>• सर्वनाम संबंधित रोचक गतिविधि । । ।</li> </ul>	<ul style="list-style-type: none"> <li>• प्रकृति के सौन्दर्य को जानेंगे व आनन्द प्राप्त करेंगे</li> <li>• सुबह जल्दी उठने के महत्त्व को समझेंगे व जीवन आत्मसात करेंगे ।</li> <li>• भाषा में सर्वनाम का प्रयोग करना सीखेंगे ।</li> </ul>
जनवरी	पाठ 14 चलो केक बनाएँ पाठ 15 कहाँ है भूत ? मेरा विद्यालय (पाँच पंक्तियाँ)	<ul style="list-style-type: none"> <li>• आप अपने मित्र की सहायता कैसे करते हैं ? अपने शब्दों में लिखिए ।</li> </ul>	<ul style="list-style-type: none"> <li>• आपसी सहयोग व तालमेल के साथ कार्य करना सीखेंगे ।</li> <li>• जीवन के सभी कार्यों को निडरता से करना सीखेंगे ।</li> <li>• अपने विद्यालय के बारे में ज्ञान प्राप्त कर पंक्तियाँ लिखेंगे ।</li> </ul>
फरवरी	पाठ 16 चंदा मामा (केवल पठन हेतु) अशुद्ध - शुद्ध शब्द (शब्द संबंधित)		<ul style="list-style-type: none"> <li>• प्रकृति से आत्मीय संबंध बनाएँगे ।</li> <li>• अशुद्ध - शुद्ध शब्दों का शुद्ध रूप बोलना व लिखना सीखेंगे । वर्तनी की अशुद्धियों को सुधारेंगे ।</li> </ul>

### मूल्यांकन पत्र का पाठ्यक्रम

<p><b>मूल्यांकन पत्र - 1</b></p> <ul style="list-style-type: none"> <li>• पाठ 2 , पाठ 3</li> <li>• विलोम शब्द</li> </ul> <p><b>मौखिक :</b></p> <ul style="list-style-type: none"> <li>• कविता पाठ - पाठ 1</li> <li>• पाठ पठन - पाठ 2 , पाठ 3</li> </ul>	<p><b>मूल्यांकन पत्र - 2</b></p> <ul style="list-style-type: none"> <li>• पाठ 5 , पाठ 6 , पाठ 7</li> <li>• संज्ञा , वचन , लिंग fy</li> </ul> <p><b>मौखिक :</b></p> <ul style="list-style-type: none"> <li>• कविता पाठ - पाठ 4 , पाठ 8</li> <li>• पाठ पठन - पाठ 5 , पाठ 6</li> </ul>
<p><b>मूल्यांकन पत्र - 3</b></p> <ul style="list-style-type: none"> <li>• पाठ 9 , पाठ 10 , पाठ 11</li> <li>• पर्यायवाची शब्द ; वाक्यांश के लिए एक शब्द</li> </ul> <p><b>मौखिक :</b></p> <ul style="list-style-type: none"> <li>• कविता पाठ - पाठ 12</li> <li>• पाठ पठन - पाठ 9 , पाठ 10</li> </ul>	<p><b>मूल्यांकन पत्र - 4</b></p> <ul style="list-style-type: none"> <li>• पाठ 13 , पाठ 14 , पाठ 15</li> <li>• सर्वनाम , अशुद्ध - शुद्ध शब्द</li> </ul> <p><b>मौखिक :</b></p> <ul style="list-style-type: none"> <li>• कविता पाठ - पाठ 16</li> <li>• पाठ पठन - पाठ 13 , पाठ 14</li> </ul>

**Class-II****Subject: MATHEMATICS****Book: Wow ! Maths – 2 (Eupheus Learning)**

Month	Name of the Topics	Activities	Learning Outcome
<b>TERM - I</b>			
<b>April – May</b>	<ul style="list-style-type: none"><li>Numbers 501 to 1000</li><li>Number Names (101 to 1000)</li></ul> Lesson - 1. Numbers Lesson – 7. Shapes (Activity based lesson) <ul style="list-style-type: none"><li><b>Revision</b></li></ul>	<ul style="list-style-type: none"><li>Ordinal numbers</li></ul>	<ul style="list-style-type: none"><li>Reading, counting and making sequence of numbers. Writing of number names.</li><li>Recognition of plane and solid shapes.</li></ul>
<b>July</b>	Lesson – 2, Addition  Lesson – 4. Multiplication	<ul style="list-style-type: none"><li>Repeated Addition</li></ul>	<ul style="list-style-type: none"><li>Defining the concept of addition and its fundamental operations.</li><li>Defining multiplication as repeated addition and recognition of terms related to it.</li></ul>
<b>August</b>	Lesson– 8 Patterns (Activity based Lesson)  Lesson – 10. Time	<ul style="list-style-type: none"><li>Pattern (Pg. 157)</li><li>Paste pictures of a clock and a watch to differentiate them</li></ul>	<ul style="list-style-type: none"><li>Identifying and continuing the pattern.</li><li>Reading time and drawing the hands of a particular time given.</li></ul>
<b>September</b>	<ul style="list-style-type: none"><li><b>Revision</b></li></ul>		
<b>TERM - II</b>			
<b>October</b>	Lesson-3. Subtraction	<ul style="list-style-type: none"><li>Subtraction from tens and hundreds (Pg. 76)</li></ul>	<ul style="list-style-type: none"><li>Defining the concept of subtraction with the help of re-grouping and without re-grouping .</li></ul>
<b>November</b>	Lesson – 5. Division <ul style="list-style-type: none"><li><b>Revision</b></li></ul>	<ul style="list-style-type: none"><li>Repeated Subtraction</li></ul>	<ul style="list-style-type: none"><li>Defining division as repeated subtraction and recognise the terms related to it.</li></ul>
<b>December</b>	Lesson – 6. Fractions	<ul style="list-style-type: none"><li>Maths Fun (Pg. 127)</li></ul>	<ul style="list-style-type: none"><li>Differentiating between whole and its parts.</li></ul>

<b>January</b>	Lesson – 9. Measurement	<ul style="list-style-type: none"> <li>Collect and paste the wrappers or the outer covers of the things mentioning their length, weight and capacity.</li> </ul>	<ul style="list-style-type: none"> <li>Identification of appropriate units of length , weight and capacity.</li> </ul>
<b>February</b>	Lesson – 11. Money Lesson – 12. Data Handling (Activity based lesson) <ul style="list-style-type: none"> <li><b>Revision</b></li> </ul>	<ul style="list-style-type: none"> <li>Money Maze (Pg. 201)</li> <li>Data Handling (Pg. 211)</li> </ul>	<ul style="list-style-type: none"> <li>Understand the use and importance of Money.</li> <li>Understand and Interpret the concept of Data.</li> </ul>

<b><u>Syllabus for TEST-1</u></b>	:	Numbers 501 to 1000 Number names 101 to 1000 L- 1. Numbers <b>Mental Maths:</b> Tables of 6 and 7
<b><u>Syllabus for TEST-2</u></b>	:	L-2 Addition L-4 Multiplication L-10 Time <b>Mental Maths:</b> Tables of 8 , 9 , 10
<b><u>Syllabus for TEST-3</u></b>	:	L-3. Subtraction L-5 Division <b>Mental Maths :</b> Tables 2 to 10
<b><u>Syllabus for TEST-4</u></b>	:	L-6 Fractions L-9 Measurement L-11 Money <b>Mental Maths:</b> Dodging of Tables from 2 to 10

**Class-II**  
**Subject: EVS**  
**Book: Wow ! Science – 2 (Eupheus Learning)**

Month	Name of the Topics	Activities	Learning Outcome
<b>TERM-I</b>			
<b>April-May</b>	Lesson-1. My Family and I Lesson-2. Inside Our Body Lesson-3. Food and Health • <b>Revision</b>	<ul style="list-style-type: none"> <li>• My Family Album</li> <li>• Join cotton ear buds to make human skeleton <b>(Pg. 17)</b></li> <li>• Paste pictures of five healthy and five unhealthy food items.</li> </ul>	<ul style="list-style-type: none"> <li>• Share and work together with empathy.</li> <li>• Know different internal organs and their functions.</li> <li>• Importance of Healthy Food.</li> </ul>
<b>July</b>	Lesson-4. Houses We Live In Lesson-5. Being Healthy and Strong Lesson-6. Games We Play	<ul style="list-style-type: none"> <li>• Make an igloo using cotton.</li> <li>• Draw and paste pictures of things used to clean your house and surroundings</li> <li>• Paste pictures of any five outdoor and indoor games .</li> </ul>	<ul style="list-style-type: none"> <li>• Different types of houses according to the different climatic condition.</li> <li>• Acquiring knowledge about how and why to keep house and surroundings clean.</li> <li>• Classify Games into Outdoor and Indoor Games.</li> </ul>
<b>August</b>	Lesson-7. Safety Rules Lesson-8. Things Around Us Lesson-9. The Plants	<ul style="list-style-type: none"> <li>• Make a poster of '<b>Safety Rules</b>' on A4 size sheet .</li> <li>• Paste pictures to differentiate between living and non living things.</li> <li>• Paste four different leaves that we eat.</li> </ul>	<ul style="list-style-type: none"> <li>• Safety Rules to be observed at different places</li> <li>• Identify differences between living and non-living things.</li> <li>• Identification of the parts of the plants and their uses.</li> </ul>
<b>September</b>	• <b>Revision</b>		
<b>TERM – II</b>			
<b>October</b>	Lesson-10. The Animals Lesson-11. Birds	<ul style="list-style-type: none"> <li>• Paste pictures of any five animals and their babies.</li> <li>• Origami-<b>Paper Birds (Pg. 78)</b></li> </ul>	<ul style="list-style-type: none"> <li>• Types of animals, their eating habits and how to take care of them.</li> <li>• Birds having different kinds of beaks and feet and their uses.</li> </ul>
<b>November</b>	Lesson-12. Locating a Place Lesson-13. Means of Communication • <b>Revision</b>	<ul style="list-style-type: none"> <li>• Show four directions using ice-cream sticks.</li> <li>• Different means of communication <b>(Pg. 90)</b></li> </ul>	<ul style="list-style-type: none"> <li>• How to locate places on a map with the help of directions.</li> <li>• Identify different means of communication.</li> </ul>



<b>December</b>	Lesson-14. Air and Water	<ul style="list-style-type: none"> <li>• Make a '<b>Wind Vane</b>' using coloured paper, straw and push pin.</li> </ul>	<ul style="list-style-type: none"> <li>• Uses and importance of air and water.</li> </ul>
<b>January</b>	Lesson-15 Our Earth Lesson-16. The Sun, Moon and Stars	<ul style="list-style-type: none"> <li>• Paste pictures of different land forms and water bodies.(Pg.106)</li> <li>• Draw <b>Phases of the Moon</b></li> </ul>	<ul style="list-style-type: none"> <li>• Acquaint with different types of landforms and water bodies.</li> <li>• Facts about the Sun , the Moon , Stars and Planets.</li> </ul>
<b>February</b>	Lesson-17. India-Our Country • <b>Revision</b>	<ul style="list-style-type: none"> <li>• Paste the pictures of <b>National Symbols</b> of our country</li> </ul>	<ul style="list-style-type: none"> <li>• To acquaint children with the National Symbols.</li> </ul>

<b><u>Syllabus for TEST-1</u></b>	:	Lessons – 1 , 2 and 3
<b><u>Syllabus for TEST-2</u></b>	:	Lessons – 4, 5, 6, 7, 8 and 9
<b><u>Syllabus for TEST-3</u></b>	:	Lessons – 10, 11, 12 and 13
<b><u>Syllabus for TEST-4</u></b>	:	Lessons – 14, 15, 16 and 17

**Class-II****Subject: GENERAL KNOWLEDGE**

<b>Month</b>	<b>Name of the Topics</b>	<b>Learning Outcome</b>
<b>TERM – I</b>		
<b>April</b>	Sports Plants Animals (Homes and Products) • <b>Revision</b>	<ul style="list-style-type: none"><li>• Recognition of Sports.</li><li>• Parts of Plant.</li><li>• Animal homes and products we get.</li></ul>
<b>May</b>	Environment	<ul style="list-style-type: none"><li>• Show concern for Environment .</li></ul>
<b>July</b>	Life Skills Mental Ability	<ul style="list-style-type: none"><li>• Basic Manners</li><li>• Rapid answering .</li></ul>
<b>August &amp; September</b>	Animals (Babies and Sounds) • <b>Revision</b>	<ul style="list-style-type: none"><li>• Young ones and sounds of animals.</li></ul>
<b>TERM – II</b>		
<b>October</b>	My Country – Famous Tourist Places	<ul style="list-style-type: none"><li>• Discover famous tourist places of India.</li></ul>
<b>November</b>	Means of Transport • <b>Revision</b>	<ul style="list-style-type: none"><li>• Identify different Means of Transport and their uses.</li></ul>
<b>December</b>	Our Universe Electronic Gadgets	<ul style="list-style-type: none"><li>• Awareness about the celestial bodies (planets)</li><li>• Use of Gadgets to make our lives easy.</li></ul>
<b>January</b>	Mental Ability	<ul style="list-style-type: none"><li>• Basic General Awareness and reasoning</li></ul>
<b>February</b>	Riddles and Puzzles • <b>Revision</b>	<ul style="list-style-type: none"><li>• Brain storming.</li></ul>

<b><u>Syllabus for TEST-1</u></b>	:	1. Sports 2. Plants 3. Animals (Homes and Products)
<b><u>Syllabus for TEST-2</u></b>	:	1. Environment 2. Life Skills 3. Mental Ability 4. Animals (Babies and Sounds)
<b><u>Syllabus for TEST-3</u></b>	:	1. My Country – Famous Tourist Places 2. Festivals and Dresses 3. Means of Transport
<b><u>Syllabus for TEST-4</u></b>	:	1. Our Universe 2. Electronic Gadgets 3. Mental Ability 4. Riddles and Puzzles

**Note:** No G.K. Book.

**Worksheets will be pasted in the GK copy for the above topics.**

**Class-II****Subject : COMPUTER APPLICATIONS**

Month	Name of the Topics	Activity	Learning Outcome
<b>TERM-I</b>			
<b>April</b>	MS Paint	MS Paint	Students would be able to Start Paint and recognise various components of Paint Window. Use of Pencil, Fill with Color, Text, Polygon tool, Airbrush, Saving & Opening the drawing.
<b>May</b>	Computer A Machine	MS Paint	Knowledge of IPO Cycle and various input devices.
<b>July</b>	Computer A Machine	Tux Paint	Knowledge of various output and storage devices.
<b>August</b>	Tux Paint	Tux Paint	Able to start and recognise various components of Tux Paint window. Able to draw a scenery using line, shapes and stamp tool.
<b>September</b>	• <b>Revision</b>	-----	-----
<b>TERM-II</b>			
<b>October</b>	WordPad	WordPad	Able to open WordPad and recognise various components of WordPad window. They would be able to do typing and editing.
<b>November</b>	Keyboard	WordPad	Able to format the text using Bold, Italics, Underline and Font color options. Able to recognise the various keys of keyboard and their functions.
<b>December</b>	MS Word	MS Word	Able to open Word and recognise various components of Word window. They would be able to do typing and editing.
<b>January</b>	Mouse	MS Word	Able to do various file operations – Open, Save, Close and Quit. Able to differentiate between various mouse buttons and their functions.
<b>February</b>	• <b>Revision</b>	-----	

## EXAMINATION SYLLABUS

TERM – I		
TEST – 1	<ul style="list-style-type: none"><li>○ MS Paint</li><li>○ Computer A Machine</li></ul>	
TEST – 2	<ul style="list-style-type: none"><li>○ Computer A Machine</li><li>○ Tux Paint</li></ul>	
TERM – II		
TEST – 3	<ul style="list-style-type: none"><li>○ WordPad</li><li>○ Keyboard</li></ul>	
TEST – 4	<ul style="list-style-type: none"><li>○ MS Word</li><li>○ Mouse</li></ul>	

**Note :**

- **No written test.**
- **Practical evaluation will be done during regular practical periods.**

**Class-II**

**Subject: ORAL SANSKRIT**

माह	विषय
	प्रथम अवधि
अप्रैल	विद्यालय प्रार्थना 1 सं 5 (Pg 10 of Scholar's Diary)
मई	गायत्री मंत्र का अभ्यास
जुलाई	प्रार्थना 6 सं 10 (Pg 10 of Scholar's Diary)
अगस्त	भोजन मंत्र
सितम्बर	संपूर्ण अभ्यास मूल्यांकन (Grading)
	द्वितीय अवधि
अक्तूबर	दीपक मंत्र (Pg 20 of Scholar's Diary)
नवम्बर	फलों के नाम
दिसम्बर	सब्जियों के नाम
जनवरी	भोज्य पदार्थों के नाम
फरवरी	संपूर्ण अभ्यास मूल्यांकन (Grading)

**Class – II**  
**Subject : MUSIC**

Month	Name of the Topics
	<b>TERM-I</b>
<b>April</b>	<ul style="list-style-type: none"><li>• ॐ उच्चारण , अलंकार – सारेगम पधनी सां सासा रेरे गग..... , वैदिक प्रार्थना , भजन</li></ul>
<b>May</b>	<ul style="list-style-type: none"><li>• भवन गीत , पूर्व गाये गायन कर पुनरावृत्ति</li></ul>
<b>July</b>	<ul style="list-style-type: none"><li>• वैदिक प्रार्थना , ताल–दादरा , स्वागत गीत , भवन गीत , देशभक्ति गीत ,</li></ul>
<b>August</b>	<ul style="list-style-type: none"><li>• वैदिक प्रार्थना , देशभक्तिगीत , राष्ट्रीय गान , ताल– कहरवा , कृष्ण भजन</li></ul>
<b>September</b>	<ul style="list-style-type: none"><li>• स्वरों की जानकारी , भजन , खेल गीत</li><li>• <b>Grading</b></li></ul>
	<b>TERM-II</b>
<b>October</b>	<ul style="list-style-type: none"><li>• English Song (Motivational) , ताल–दादरा , कहरवा (दुगुन–लय) , प्रेरणा गीत , सरस्वती वन्दना ,</li><li>• कार्यक्रम की तैयारी</li></ul>
<b>November</b>	<ul style="list-style-type: none"><li>• वैदिक प्रार्थना , खेल गीत , दीपावली गीत , भजन , शबद</li></ul>
<b>December</b>	<ul style="list-style-type: none"><li>• क्रिसमस गीत, सारे जहां से अच्छा ,वैदिक प्रार्थना , राष्ट्रीय गान , भवन गीत खेल गीत , नव वर्ष गीत</li></ul>
<b>January</b>	<ul style="list-style-type: none"><li>• देशभक्तिगीत , भजन , खेल गान , राष्ट्रीय गान , ताल–दादरा , कहरवा (लयकार दुगुन साथ)</li></ul>
<b>February</b>	<ul style="list-style-type: none"><li>• पूर्व सीखाये गये गायन की पुनरावृत्ति</li><li>• <b>Grading</b></li></ul>

**Class-II**

**Subject: DANCE**




<b>Month</b>	<b>Name of the Topics</b>
	<b>TERM-I</b>
<b>April</b>	<ul style="list-style-type: none"><li>• Basic Foot movements for Folk Dance</li></ul>
<b>May</b>	<ul style="list-style-type: none"><li>• Basic Hand movements with expressions for Folk Dance</li></ul>
<b>July</b>	<ul style="list-style-type: none"><li>• Krishna Bhajan (Programme preparation)</li></ul>
<b>August</b>	<ul style="list-style-type: none"><li>• Krishna Bhajan (Continued)</li><li>• Patriotic Dance</li></ul>
<b>September</b>	<ul style="list-style-type: none"><li>• Basic knowledge of Kathak Dance and Taali</li><li>• <b>Grading</b></li></ul>
	<b>TERM-II</b>
<b>October</b>	<ul style="list-style-type: none"><li>• Taali , Tatkaar - Barabar, Dugun</li></ul>
<b>November</b>	<ul style="list-style-type: none"><li>• Party Dance</li></ul>
<b>December</b>	<ul style="list-style-type: none"><li>• Party Dance</li></ul>
<b>January</b>	<ul style="list-style-type: none"><li>• Folk Dance , Programme preparation</li></ul>
<b>February</b>	<ul style="list-style-type: none"><li>• Revision of all the dances taught in the whole year (session)</li><li>• <b>Grading</b></li></ul>







**Class-II**  
**Subject: YOG**

माह	योग क्रिया
	<b>TERM -I</b>
अप्रैल	सुखासन , पद्मासन
मई	वज्रासन , मण्डुर आसन
जुलाई	ऊँ का उच्चारण , पामिंग
अगस्त	आनापान
सितम्बर	शवासन ● मूल्यांकन (Grading)
	<b>TERM -II</b>
अक्तूबर	शशांक आसन
नवम्बर	पश्चिमोत्तानासन
दिसम्बर	ताड़ासन
जनवरी	सूक्ष्म व्यायाम
फरवरी	पतंजलि प्रार्थना ● मूल्यांकन (Grading)

Class – II  
**ART & CRAFT**

Month	Subject	Name of the Topics	
		TERM-I	
April	Art	Knowing colours , Objects with Primary and Secondary colours	
	Craft	<b><u>Envelope</u></b> <b><u>Material Required:-</u></b> (i) 9 x 9 inches coloured paper (ii) Crayons, sketch pens, decorative pieces, fevicol	
May	Art	Stepwise house drawing and colouring	
	Craft	Paper House Creative Title writing in Craft File	
July	Art	Pencil shading , sketching with eraser on shaded area	
	Craft	<b><u>Paper House</u></b> <b><u>Material required:-</u></b> (i) 6 x 6 inches coloured paper (ii) Pictures of farm animals (iii) Sketch pens, crayons and fevicol	
August	Art	Stick figures drawing, Independence day scene with stick figures	
	Craft	<b><u>Pencil Shaving Activity</u></b> <b><u>Material required:-</u></b> (i) After sharpening your pencil, do not throw away the shavings. Keep them for this craft item. You will also need fevicol, sketch pens, crayons	

<b>September</b>	<b>Art</b>	Drawing with shapes , Castle scene , colouring techniques, colour gradation	
	<b>Craft</b>	Coloured Fishes Creative title writing <b>Grading</b>	
		<b>TERM-II</b>	
<b>October</b>	<b>Art</b>	Ganesha , Rangoli , Dussehra scene	
	<b>Craft</b>	<b>Coloured Fishes</b> <b>Material required:-</b> (i) Cut the shape in different coloured papers (10 fishes) (ii) Small shells, very small marble chips or pebbles if possible (iii) Sketch pens, crayons, fevicol	
<b>November</b>	<b>Art</b>	Birds and Animals with shapes, drawing with numbers and alphabets	
	<b>Craft</b>	<b>Tea Coaster with ice cream sticks</b> <b>Material required:-</b> (i) Wooden ice cream spoons (20-22) (ii) Small cuttings of flower shape (any colour) (iii) Sketch pens , Crayons , Fevicol	
<b>December</b>	<b>Art</b>	Christmas Tree and decorations	
	<b>Craft</b>	<b>Christmas Tree</b> <b>Material Required</b> (i) Bring 3 green coloured craft paper (7x7 inches)	
<b>January</b>	<b>Art</b>	Basic drawings of face , boy and girl	
	<b>Craft</b>	<b>Kite</b> <b>Material required:-</b> (i) Cut 5 x 5 inches coloured paper (any colour) (ii) 1 inch triangle of different colour (iii) 2 – 3 Stars (iv) Fevicol, sketch pens, crayons	
<b>February</b>	<b>Art</b>	Different fruits , Fruit basket <b>Grading</b>	

**Note:**

Dear Parents,

- ❖ Kindly send the required material (exact measurement) for the craft items as mentioned in the syllabus.
- ❖ Label all the items of your ward to avoid inconvenience.
- ❖ Please **don't send scissors** with your ward to school
- ❖ The same **Craft item** will be completed in two weeks. In the third week, send material for the next item given in sequence.
- ❖ **No tests or examinations. Grades will be given on the basis of class work.**

**Class-II**

**Subject: VALUE EDUCATION**

**Book: SATTHWA**

TERM- I	:	Satthwa- <u>Good Manners</u> – Lessons – 1 to 5
TERM- II	:	Satthwa- <u>Be Fair</u> – Lessons – 1 to 5 <u>School Pride!</u> Lessons – 1 to 3

**Class-II****Subject: PHYSICAL EDUCATION**

Month	Name of the Topics
<b>TERM-I</b>	
April-May	<b>1. Movement Orientation</b> <ul style="list-style-type: none"><li>• Walk / Run – Zig-zag</li><li>• Jump sideward, upward</li><li>• Jumping over different obstacles .</li></ul>
July-August	<b>2. Locomotor Co-ordination</b> <ul style="list-style-type: none"><li>• Swing and Push.</li><li>• Strike and dodge</li></ul>
September	<b>3. Imitation &amp; Story plays</b> <ul style="list-style-type: none"><li>• Imitation – Old man, Soldier etc.</li><li>• <b>Grading</b></li></ul>
<b>TERM-II</b>	
October	<ul style="list-style-type: none"><li>• Story plays – Fox and Crocodile , Honest Wood Cutter etc.</li></ul>
November- December	<b>4. Small Area Games / Lead up Games</b> <ul style="list-style-type: none"><li>• Fire on the Mountain</li><li>• Send the letter to my father</li><li>• Selection and Practices for the Sports Day, Races and Drill</li></ul>
January - February	<b>5. Sports Day Practices</b> <b>6. Development of Skills</b> <ul style="list-style-type: none"><li>• Ball Sense – Rolling the ball, Bouncing the ball, Catching and Throwing the ball.</li><li>• <b>Grading</b></li></ul>

**IMPORTANT NOTE:**

- **Kindly keep the copy of the syllabus safely at home.**



