

BHARATIYA VIDYA BHAVAN'S VIDYASHRAM ,K.M MUNSHI MARG, JAIPUR
SYLLABUS (2019-2020)
Class – I

Class – I

Subject: ENGLISH

Books: Wow! English-1 Course Book (Eupheus Learning)

Wow! Grammar and Composition-1 – (Eupheus Learning)

Month	Name of the Topics	Activities	Learning Outcome
TERM - I			
April-May	<p><u>Course Book</u> L-1. At The Beach</p> <p><u>Grammar</u> 1. Opposites 2. One and Many 3. This, That, These, Those</p> <p><u>Poem</u> – Family is Special (Pg. 16)</p> <p>• Revision</p>	<ul style="list-style-type: none"> • Draw and colour the Sandcastle (Pg. 10) 	<ul style="list-style-type: none"> • Fun filled activities when at a beach • Vocabulary enrichment. • Understanding various forms and functions of English Grammar.
May-July	<p><u>Course Book</u> L-2 A Fun Day at School</p> <p><u>Grammar</u> 1. Naming Words</p> <p><u>Poem</u> – This Little Chick (Pg. 43)</p>	<ul style="list-style-type: none"> • Join the letters to form the figure and colour the picture (Pg. 20) • Colour the Noun Clown (Pg. 53) 	<ul style="list-style-type: none"> • Classroom Etiquettes . • Understanding and classification of Naming Words.
August	<p><u>Course Book</u> L-3. The Sky is Falling</p> <p><u>Grammar</u> 1. Articles (A, An)</p>	<ul style="list-style-type: none"> • Name the Animals (Pg. 38) • Colour the Vowel Shells (Pg. 14) 	<ul style="list-style-type: none"> • Value Enrichment . • Understanding vowels and consonants and inserting Articles accordingly
September	<p><u>Course Book</u> L-4. Sundays are Fun Days</p> <p><u>Grammar</u> 1. Gender (He ,She) 2. Use of Is, Am, Are 3. Picture Reading</p> <p>• Revision</p>	<ul style="list-style-type: none"> • Paste pictures of any <u>five</u> gender pairs. 	<ul style="list-style-type: none"> • Sharing work and helping at home. • Keeping your room clean. • Classification of Masculine and Feminine Gender. • Use of Helping Verbs according to singular and plural nouns or pronouns. • Comprehend the picture into simple and easy sentences.

TERM - II

<p>September-October</p>	<p><u>Course Book</u> L-5. Goldilocks and the Three Bears <u>Grammar</u> 1. Pronouns (He, She, It) 2. Doing Words 3. Use of Has, Have</p>	<ul style="list-style-type: none"> • Play with Pronouns • Speaking skills 	<ul style="list-style-type: none"> • Value Enrichment • Proper usage of Pronouns. • Understanding and using Verbs to specify various actions. • Understanding of the use of Has/Have.
<p>November</p>	<p><u>Course Book</u> L6. The Noisy Visitor L7. Three Little Lambs <u>Grammar</u> 1. Picture Composition 2. Prepositions <u>Poem</u>- Welcome Home (Pg. 97) • Revision</p>	<ul style="list-style-type: none"> • Home Sweet Home (Pg. 87) 	<ul style="list-style-type: none"> • Being kind to animals. • Dos and don'ts when you are alone at home. • Enhanced visual learning and comprehension. • Learning the position of Nouns
<p>December</p>	<p><u>Course Book</u> L-8. School Picnic <u>Grammar</u> 1. Describing Words 2. Talking about the past</p>	<ul style="list-style-type: none"> • Letter completion (Pg. 108) • Fun with Describing Words (Pg. 120) 	<ul style="list-style-type: none"> • Bus Rules. • Attributing various Adjectives to Nouns and using them in sentences. • Develop an understanding of the Past Tense and use in sentences.
<p>January</p>	<p><u>Course Book</u> L-9. The Enormous Turnip <u>Grammar</u> 1. Joining Words 2. Comprehension <u>Poem</u>- Raindrops (Pg.134)</p>	<ul style="list-style-type: none"> • Draw or paste the picture of your favourite vegetable and write <u>three</u> sentences on it. 	<ul style="list-style-type: none"> • Develop habit of eating healthy food. • Develop an understanding of Joining words and use accordingly. • Enhance reading and comprehending about the given text and generating answers to the asked questions.
<p>February</p>	<p><u>Course Book</u> L-10 Drippy and Drizzly <u>Grammar</u> 1. Use of Was, Were • Revision</p>	<ul style="list-style-type: none"> • Fun with friends on a rainy day (Pg. 124) 	<ul style="list-style-type: none"> • Judicious use of water. • Frame sentences using Helping Verbs.

Syllabus for TEST-1	:	<p><u>Course Book</u> L-1. At The Beach <u>Grammar</u> opposites, One and Many This, That, These, Those (Only for practice) <u>Poem</u> : Family is Special (Pg. 16)</p>
Syllabus for TEST-2	:	<p><u>Course Book</u> L2. A Fun Day at School, L-3. The Sky is Falling, L-4. Sundays are Fun Days <u>Grammar</u> Naming Words, Articles (A, An), Gender (He ,She), Use of Is, Am, Are, Picture Reading <u>Poem</u> : This Little Chick (Pg.43)</p>
Syllabus for TEST-3	:	<p><u>Course Book</u> L-5. Goldilocks and the Three Bears L-6. The Noisy Visitor L-7 Three Little Lambs <u>Grammar</u> Pronouns (He, She, It), Doing Words, Use of Has, Have, Picture Composition, Prepositions <u>Poem</u> : Welcome Home (Pg. 97)</p>
Syllabus for TEST-4	:	<p><u>Course Book</u> L-8. School Picnic L-9. The Enormous Turnip L-10. Drippy and Drizzly <u>Grammar</u> Describing Words, Talking about the past, Joining Words, Use of Was, Were , Comprehension <u>Poem</u> : Raindrops (Pg.134)</p>

कक्षा - 1

विषय-हिन्दी

पाठ्यपुस्तक - सुनहरी धूप भाग-1 (रचना सागर)

माह	पाठ का नाम	क्रियात्मक कार्य	शिक्षण अधिगम
<u>प्रथम अवधि</u>			
अप्रैल	<u>पाठ्यपुस्तक</u> पाठ 1 वर्णमाला ध्वनि का ज्ञान (मौखिक) वर्ण की संरचना (लिखित) पाठ 2 शब्द-रचना व वाक्य रचना <u>व्याकरण</u> - पूर्ण विराम का ज्ञान (।) ● पुनरावृत्ति	● फल , फूल , सब्जी खेल ।	● वर्ण का उच्चारण करना सीखेंगे । ● शब्द बनाना सीखेंगे । ● पूर्णविराम का वाक्य में सही स्थान पर प्रयोग करना सीखेंगे
मई	<u>पाठ्यपुस्तक</u> पाठ 3 'आ' की मात्रा (शब्द व वाक्य) <u>व्याकरण</u> - प्रश्नवाचक चिह्न (?)	● कविता	● आ की मात्रा का ज्ञान प्राप्त करेंगे । नए शब्द व नए वाक्यों का प्रयोग करना सीखेंगे । प्रश्नवाचक चिह्न का वाक्य में सही स्थान पर प्रयोग करना सीखेंगे ।
जुलाई	<u>पाठ्यपुस्तक</u> पाठ 4 इ की मात्रा (शब्द व वाक्य) पाठ 5 ई की मात्रा (शब्द व वाक्य) <u>व्याकरण</u> - अशुद्ध-शुद्ध शब्द	● रंगों व वाहनों के नामों का ज्ञान करवा कर उन्हें चित्र सहित कॉपी में चिपकाया जाएगा ।	● इ व ई की मात्रा का उच्चारण करना सीखेंगे । ● मात्रा सम्बन्धित नए शब्द व वाक्यों का प्रयोग करना सीखेंगे । ● प्रश्नवाचक चिह्न का वाक्य में सही स्थान पर प्रयोग करना सीखेंगे । ● अशुद्ध-शुद्ध शब्द का अर्थ समझेंगे वर्तनी की श्रुतियों को सही करना सीखेंगे ।
अगस्त	<u>पाठ्यपुस्तक</u> पाठ 6 उ की मात्रा (शब्द व वाक्य) पाठ 7 ऊ की मात्रा (शब्द व वाक्य) पाठ 8 ऋ की मात्रा (शब्द व वाक्य) <u>व्याकरण</u> - लिंग बदलो	● परिवार-वृक्ष	● उ , ऊ व ऋ की मात्रा का उच्चारण करना सीखेंगे । ● नए शब्द व नए वाक्यों का प्रयोग करना सीखेंगे । ● शब्द भण्डार में अभिवृद्धि होगी ।
सितम्बर	<u>पाठ्यपुस्तक</u> पाठ 9 ए की मात्रा (शब्द व वाक्य) पाठ 10 ऐ की मात्रा (शब्द व वाक्य) <u>व्याकरण</u> - वचन ● पुनरावृत्ति	● एकवचन व बहुवचन शब्दों का चित्र सहित अभ्यास पुस्तिका में चार्ट	● ए व ऐ की मात्रा का उच्चारण सीखेंगे। नए शब्द व नए वाक्य जानेंगे । ● 'एक' व 'अनेक' का अर्थ जानेंगे व उसका प्रयोग करना सीखेंगे ।

द्वितीय अवधि

<p>अक्तूबर</p>	<p>पाठ्यपुस्तक पाठ 11 ओ की मात्रा (शब्द व वाक्य) पाठ 12 औ की मात्रा (शब्द व वाक्य) पाठ 13 अं , अँ व अः की मात्रा(शब्द व वाक्य) व्याकरण – 1 से 10 तक गिनती</p>	<ul style="list-style-type: none"> ● बिन्दी – खेल 	<ul style="list-style-type: none"> ● ओ , औ , अं और अः की मात्रा का उच्चारण करना सीखेंगे मात्राओं का नए शब्दों व नए वाक्यों में प्रयोग करना सीखेंगे ● गिनती का हिन्दी में मौखिक व लिखित रूप सीखेंगे ।
<p>नवम्बर</p>	<p>पाठ्यपुस्तक पाठ 14 र के रूप (रेफ और पदेन) पाठ 15 संयुक्त व्यंजन (क्ष, त्र , ज्ञ , श्र) (शब्द व वाक्य) व्याकरण– विलोम शब्द <ul style="list-style-type: none"> ● पुनरावृत्ति </p>	<ul style="list-style-type: none"> ● अपने परिवेश से सम्बन्धित खेल 	<ul style="list-style-type: none"> ● र के विभिन्न रूपों का ज्ञान प्राप्त कर उसका प्रयोग सीखेंगे । ● शब्द कोश का विस्तार होगा ।
<p>दिसम्बर</p>	<p>पाठ्यपुस्तक पाठ 16 द्वित्व व्यंजन व संयुक्ताक्षर (शब्द व वाक्य) पाठ 17 ड़ , ढ़ , ज़ , फ़ (शब्द व वाक्य) व्याकरण – दस खड़ी का अभ्यास ।</p>	<ul style="list-style-type: none"> ● स्वयं का परिचय (मौखिक) 	<ul style="list-style-type: none"> ● द्वित्व व्यंजन व संयुक्ताक्षर शब्दों का ज्ञान प्राप्त करेंगे ।
<p>जनवरी</p>	<p>पाठ्यपुस्तक पाठ 21 खरगोश ने रंग लगाया पाठ 22 आदत सुधर गई व्याकरण – महीनों के नाम</p>	<ul style="list-style-type: none"> ● विद्यालय पर चर्चा (मौखिक) 	<ul style="list-style-type: none"> ● संतोष की भावना अपने अंदर जागृत करेंगे । ● स्वयं में अच्छी आदतों का विकास करेंगे । ● महीनों के नामों का मौखिक व लिखित अभ्यास करेंगे ।
<p>फरवरी</p>	<p>पाठ्यपुस्तक पाठ 24 गुलाब ने कहा पाठ 26 कल वाली बात (शब्द व वाक्य) व्याकरण– दिनों के नाम <ul style="list-style-type: none"> ● पुनरावृत्ति </p>	<ul style="list-style-type: none"> ● कविता कंठस्थ पाठ 23 चिड़ियाघर पाठ 25 बिल्ली और दिल्ली 	<ul style="list-style-type: none"> ● प्रकृति से प्रेम करना सीखेंगे ● सोच समझकर निर्णय करना सीखेंगे । ● दिनों के नामों का मौखिक व लिखित अभ्यास करेंगे ।

मूल्यांकन पत्र का पाठ्यक्रम

<u>मूल्यांकन पत्र-1</u>	: बिना मात्रा वाले शब्द व वाक्य , पूर्ण विराम
मौखिक	: कविता-मछली रानी (पृष्ठ सं. 30)
पाठ पठन	: पृष्ठ सं. 17
<u>मूल्यांकन पत्र-2</u>	: उ,ऊ तथा ए,ऐ की मात्राएँ,प्रश्नवाचक चिह्न , अशुद्ध-शुद्ध, वचन
मौखिक	: कविता - सीधी सादी रूपा (पृष्ठ सं. 40)
पाठ पठन	: पाठ 9 , 10
<u>मूल्यांकन पत्र-3</u>	: ओ, औ, अं, अँ की मात्रा ,1 से 10 तक गिनती (शब्दों में), विलोम शब्द
मौखिक	: कविता- पकौड़ी-कचौड़ी (पृष्ठ सं. 63)
पाठ पठन	: पाठ 11
<u>मूल्यांकन पत्र-4</u>	: पाठ-24 गुलाब ने कहा पाठ-26 कल वाली बात दिन व महीनों के नाम
मौखिक	: कविता-पाठ 23 चिड़ियाघर(पृष्ठ सं. 102) , पाठ 25 बिल्ली और दिल्ली (पृष्ठ सं. 109)
पाठ पठन	: पाठ 21, पाठ 22

Class-I

Subject: MATHEMATICS

Book: Wow ! Maths – 1 (Eupheus Learning)

Month	Name of the Topics	Activities	Learning outcome
TERM-I			
April	<ul style="list-style-type: none">Numbers 1 to 100Number Names 1 to 100 Lesson-1 Rewind (For practice only) Lesson-5 Numbers 11 to 20 (Page 67 to 77) Lesson-6 Numbers 21 to 100 <ul style="list-style-type: none">Revision	<ul style="list-style-type: none">Join the number dots and colour the picture	<ul style="list-style-type: none">Number & Number Names from 1 to 100
May	Lesson-3 Addition 1 to 10	<ul style="list-style-type: none">Lesson-2 Number Bonds	<ul style="list-style-type: none">Simple Addition
July	Lesson-5 Numbers 11 to 20 Lesson-7 Addition and Subtraction within 100 (Only Addition Part)	<ul style="list-style-type: none">Addition using Bindis	<ul style="list-style-type: none">Addition with regrouping
August	Lesson-12 Money Lesson-9 Shapes and Patterns	<ul style="list-style-type: none">Make a Clown with the help of different shapes	<ul style="list-style-type: none">Adding MoneyIdentification of Shapes
September	<ul style="list-style-type: none">Revision		
TERM –II			
September & October	Lesson-4 Subtraction 1 to 10 Lesson-5 Numbers 11 to 20 (Only Subtraction Part) Lesson-7 Addition and Subtraction within 100 (Only Subtraction Part)		<ul style="list-style-type: none">Simple SubtractionSubtraction with regrouping
November	Lesson-7 (Continued) Lesson-11 Time <ul style="list-style-type: none">Revision	<ul style="list-style-type: none">Read the time	<ul style="list-style-type: none">Concept of O' Clock
December	Lesson-13 Data Handling	<ul style="list-style-type: none">Lesson-10 Measurement	<ul style="list-style-type: none">Reading datasComparing Height, Weight and Length
January	Lesson-8 Multiplication	<ul style="list-style-type: none">Dodging of Multiplication Tables	<ul style="list-style-type: none">Simple Multiplication
February	Lesson-8 Multiplication (Continued) <ul style="list-style-type: none">Revision		<ul style="list-style-type: none">Multiplication in Word Problems

<u>Syllabus for TEST- 1</u>	: • Numbers 1 to 100 • Number Names 1 to 100 • Lessons 5 and 6 <u>Mental Maths</u> : • Numbers 1 to 100 • Number Names: 1 to 100
<u>Syllabus for TEST- 2</u>	: Lessons- 3, 5, 7, 9, 12 <u>Mental Maths</u> : Tables of 2 and 3
<u>Syllabus for TEST- 3</u>	: Lessons- 4, 5, 7, 11 <u>Mental Maths</u> : Tables of 4 and 5
<u>Syllabus for TEST- 4</u>	: Lessons- 8 and 13 <u>Mental Maths</u> : Tables 2 to 5

Class-I**Subject: EVS****Book: Wow !Science – 1 (Eupheus Learning)**

Month	Name of the Topics	Activities	Learning Outcome
TERM-I			
April	Lesson-2 My Body Lesson-3 Sense Organs • Revision	Lesson-1 This is me (Pg-10) • Draw the missing sense organs	<ul style="list-style-type: none"> • Parts of our body and their functions • 5 Sense Organs and their functions
May	Lesson-5 Clothes We Wear	• Paste any four types of cloth material	• Types of clothes that we wear in different seasons
July	Lesson-6 My Neighbourhood	• Lesson-4 My family (Make your palm impression and paste your parent's photograph in it)	• Places in our neighbourhood
August	Lesson-7 Our Helping Hands	• Paste pictures of any <u>four</u> School Helpers	• Community helpers
September	Lesson-8 Our Festivals • Revision	• Make a greeting card on My Favourite Festival	• Ways to celebrate different festivals
TERM -II			
September & October	Lesson-9 Building Habits Lesson-10 Safety Rules Lesson-11 Air and Water	<ul style="list-style-type: none"> • Draw a Traffic Signal • Make a badge on Save Water 	<ul style="list-style-type: none"> • Healthy Habits • Safety Rules • Need for clean air and water
November	Lesson-12 Transport • Revision	• Paste 2-2 pictures of each for different means of transport	• Ways we travel

December	Lesson-13 Plants Around Us	<ul style="list-style-type: none"> • Draw and colour different types of trees • Paste pictures of National Bird and Animal of India 	<ul style="list-style-type: none"> • Parts & types of plants
	Lesson-14 Animals Around Us		<ul style="list-style-type: none"> • Animals' Homes
January	Lesson-15 The Earth		<ul style="list-style-type: none"> • Facts about Our Planet-Earth
February	Lesson-16 Weather and Season	<ul style="list-style-type: none"> • Make a Snow Man using cotton balls 	<ul style="list-style-type: none"> • Difference between Weather & Season
	<ul style="list-style-type: none"> • Revision 		

<u>Syllabus for TEST- 1</u>	: Lessons - 2 and 3
<u>Syllabus for TEST- 2</u>	: Lessons- 5, 6, 7 and 8
<u>Syllabus for TEST- 3</u>	: Lessons- 9, 10, 11 and 12
<u>Syllabus for TEST- 4</u>	: Lessons- 13, 14, 15 and 16

Class I**Subject : GENERAL KNOWLEDGE**

Month	Name of the Topics
TERM-I	
April	The World of Colours , Parts of the Body , Sports World • Revision
May-July	Sounds Animal Make , Our Body , Our National Flag
August	Name of the Fruits , Seasons
September	Looking at a Dice , Identify the Shapes • Revision
TERM-II	
October	Things We Play With , Going Places , On My Plate
November	Parts of a Plant , Road Signs • Revision
December	Animal Babies , Home Sweet Home , Helpers
January	National Symbols , Sporting Terms
February	Festivals of India • Revision

<u>Syllabus for TEST-1</u>	: The World of Colours , Parts of the Body , Sports World
<u>Syllabus for TEST-2</u>	: Sounds Animal Make , Our Body , Our National Flag Name of the Fruits , Seasons , Looking at a Dice
<u>Syllabus for TEST-3</u>	: Identify the Shapes , Things We Play With , Going Places On My Plate , Parts of a Plant , Road Signs
<u>Syllabus for TEST-4</u>	: Animal Babies , Home Sweet Home , Helpers National Symbols , Sporting Terms , Festivals of India

Note: No G.K. Book. Only Oral Test will be conducted.

Worksheets will be pasted in the GK copy for the above the topics.

Class : I

Subject : COMPUTER APPLICATIONS

Month	Name of the Topics	Activity	Learning Outcome
April	Computer A Machine	MS Paint	Students would be able to recognise computer and differentiate between man-made and natural things.
May	MS Paint	MS Paint	Able to open Paint and recognise various components of paint window.
July	Uses of Computer	MS Paint	Knowledge about various areas of computer applications.
August	Uses of Computer	MS Paint	Able to draw various figures using line, rectangle, ellipse, eraser and fill with colour tools.
September	• Revision	-----	-----
October	NotePad	NotePad	Able to open NotePad and recognise various components of NotePad windows.
November	NotePad	NotePad	Able to do typing and editing in NotePad
December	Parts of a Computer	NotePad	Able to recognise following parts of computers and know about their functioning. <ul style="list-style-type: none">• Monitor• Keyboard• Mouse
January	Parts of a Computer	NotePad	Able to recognise following parts of computers and know about their functioning. <ul style="list-style-type: none">• CPU• Speakers• Printer
February	• Revision	-----	-----

EXAMINATION SYLLABUS

TERM – I		
TEST – 1	<ul style="list-style-type: none">○ Computer A Machine○ MS Paint	
TEST – 2	<ul style="list-style-type: none">○ Uses of Computer	
TERM – II		
TEST – 3	<ul style="list-style-type: none">○ NotePad	
TEST – 4	<ul style="list-style-type: none">○ Parts of a Computer	

Note :

- **No written test.**
- **Practical evaluation will be done during regular practical periods.**

Class – 1

Subject: ORAL SANSKRIT

माह	विषय
	प्रथम अवधि
अप्रैल	● गायत्री मंत्र
मई	● भोजन मंत्र
जुलाई	● गिनती
अगस्त	● वाहनों के नाम
सितम्बर	● मूल्यांकन (Grading)
	द्वितीय अवधि
अक्तूबर	● रंगों के नाम
नवम्बर	● पशुओं के नाम
दिसम्बर	● पक्षियों के नाम
जनवरी	● वार परिचय
फरवरी	● संपूर्ण अभ्यास ● मूल्यांकन (Grading)

CLASS - I**Subject: MUSIC**

माह	Name of the Topics
	TERM-I
अप्रैल	<ul style="list-style-type: none">• ऊँ उच्चारण• वैदिक प्रार्थना (Pg. 10 of Scholar's Diary)• सारे जहां से अच्छा• English Song
मई	<ul style="list-style-type: none">• भजन , श्लोक , ताल दादरा• गीत की पुनरावृत्ति• अलंकार
जुलाई	<ul style="list-style-type: none">• कृष्ण भजन , सारे जहां से अच्छा• गीतों की पुनरावृत्ति तथा वैदिक प्रार्थना• गीत – लकड़ी की
अगस्त	<ul style="list-style-type: none">• अलंकार – सारे गम पधनिसां• ताल – दादरा (केवल मात्रा)• वैदिक प्रार्थना• English Song
सितम्बर	<ul style="list-style-type: none">• वैदिक प्रार्थना• भजन• ताल दादरा• पुनरावृत्ति• मूल्यांकन (Grading)
	TERM-II
अक्तूबर	<ul style="list-style-type: none">• अलंकार – सासारेरे नीनी सांसां• वैदिक प्रार्थना• कार्यक्रम की तैयारी• ताल-कहरवा• सरस्वती वन्दना

नवम्बर	<ul style="list-style-type: none"> • पुनरावृत्ति अलंकार • ताल-कहरवा , भजन • भवन गीत, राष्ट्रीय गान , वैदिक प्रार्थना
दिसम्बर	<ul style="list-style-type: none"> • पुनरावृत्ति ताल – कहरवा भजन गीत, राष्ट्रीय गान • वैदिक प्रार्थना
जनवरी	<ul style="list-style-type: none"> • अलंकार –सारेगम पधनिसा • देशभक्ति गीत , वैदिक प्रार्थना
फरवरी	<ul style="list-style-type: none"> • पुनरावृत्ति अलंकार • ताल-दादरा सरस्वती वन्दना • वैदिक प्रार्थना • मूल्यांकन (Grading)

Class – I



Subject: DANCE



Month	Name of the Topics
	TERM-I
April	<ul style="list-style-type: none">• Basic Foot movements for Folk Dance
May	<ul style="list-style-type: none">• Basic Hand movements for Folk Dance
July	<ul style="list-style-type: none">• Krishna Bhajan (Programme preparation)
August	<ul style="list-style-type: none">• Krishna Bhajan (Continued)• Patriotic Dance
September	<ul style="list-style-type: none">• Basic knowledge of Kathak Dance and Taali• Grading
	TERM-II
October	<ul style="list-style-type: none">• Taali , Tatkaar - Barabar, Dugun
November	<ul style="list-style-type: none">• Party Dance
December	<ul style="list-style-type: none">• Party Dance
January	<ul style="list-style-type: none">• Folk dance (Programme preparation)
February	<ul style="list-style-type: none">• Revision of all the dances taught in the whole year (session)• Grading



Class-I
Subject: YOG

माह	योग क्रिया
	TERM-I
अप्रैल	सुखासन
मई	पद्मासन
जुलाई	वज्रासन
अगस्त	ज्ञानमुद्रा
सितम्बर	ॐ का उच्चारण मूल्यांकन (Grading)
	TERM-II
अक्तूबर	पर्वत आसन
नवम्बर	ताड़ासन
दिसम्बर	पश्चिमोत्तानासन
जनवरी	सूक्ष्म व्यायाम
फरवरी	यौगिक खेल मूल्यांकन (Grading)

CLASS - I
Subject: ART AND CRAFT

Month		Name of the Topics	
		TERM -I	
April	Art	Knowing colours , Colouring techniques with plastic crayons.	
	Craft	<p><u>Grapes</u> <u>Material Required:-</u> (i) Cut oval shapes from the green craft paper (more than 16 pieces) (ii) Crayons, sketch pens and fevicol</p>	
May	Art	Two different types of Trees .	
	Craft	<p><u>Flower Basket</u> • Title writing in Craft File</p>	
July	Art	Stepwise drawing of Birds, Pattern design with shapes	
	Craft	<p><u>Flower Basket</u> <u>Material Required:-</u> (i) Cut the shape of basket shown here from 4'' x 4'' (inches) coloured paper (ii) Bring the cuttings of different shaped coloured flowers and leaves of green and yellow colours. (iii) Sketch pens and crayons. (iv) Fevicol / fevistick Cuttings to be done at home (pot, flowers and leaves)</p>	

August	Art	Different types of fruits, Creating Cartoons with different fruits	
	Craft	<u>Book Mark</u> <u>Material Required:-</u> (i) Cut 6” x 2” (inches) card board (ii) Sketch pens, crayons, pencil colours and fevicol	
September	Art	Stepwise drawing of Flowers- Rose buds, Tulip flowers, Sunflower,	
	Craft	<u>Fun with Shapes</u> • Title writing in Craft File • Grading for Art & Craft	
TERM -II			
October	Art	Drawing with numbers, Ducks in a pond	
	Craft	<u>Fun with Shapes</u> <u>Material Required:-</u> (i) Cut the following shapes from black sheet (Triangle, Circle, Square, Rectangle) (Size: Not more than 5 cm.) (ii) Cut the same shapes of pink flouroscent paper (Size: 2 cm less than the black shapes) (iii) Packet of bindis (iv) Sketch pens and crayons (v) Fevicol / fevistick	

November	Art	Stepwise drawing of Vehicles (Car Bus, Van) , Colouring techniques	
	Craft	<p><u>Birthday Cap</u> <u>Material Required:</u> (i) Any coloured chart sheet(size 10”x 10”) (ii) Things for decoration such as flowers, stars, beads, sequence etc. (iii) Half meter Satin Ribbon of any colour (iv) Stapler with pins loaded (label your stapler) (v) Crayons , sketch pens and fevicol</p>	
December	Art	Colour shading with plastic crayons, pencil rubbing	
January	Art	Freehand drawing, Butterfly with colour shading.	
	Craft	<p><u>My Jolly Joker</u> <u>Material Required:</u> (i) Red glazed paper (size 15 cm x 15 cm) (ii) Blue glazed paper (size 3 cm x 7 cm) (iii) A round big bindi ○ or a piece of round paper. (iv) Sketch pens (v) Fevicol (Note: The blue glazed paper to be cut in a <u>zig zag</u> way as shown- to be done at home)</p>	
February	Art	Complete the scene with imagination <ul style="list-style-type: none"> • Grading for Art & Craft 	

Note:

Dear Parents,

- ❖ Kindly send the required material (exact measurement) for the craft items as mentioned in the syllabus.
- ❖ Label all the items of your ward to avoid inconvenience.
- ❖ Please **don't send scissors** with your ward to school
- ❖ The same Craft item will be completed in two weeks. In the third week, send material for the next item given in sequence.

No test or examination for Art and Craft. Grades will be given on the basis of class work.

Class - I
PHYSICAL EDUCATION

Month	Name of the Topics
TERM-I	
April-May	1. Movement Orientation <ul style="list-style-type: none"> Walk First in a straight line and then in circle and different type of locomotor on command run, hop, jump, etc.
July-August	2. Locomotor Co-ordination <ul style="list-style-type: none"> Walk and hop, Hop and Slide walk.
September	3. Story plays, Imitation <ul style="list-style-type: none"> Imitation – Elephant, Frog, Rabbit, Motor Car etc. Grading
TERM-II	
October	<ul style="list-style-type: none"> Story play- Fox and Grapes, Thirsty Crow, Monkey and the Cap Seller, Wood Cutter and the Golden Axe.
November & December	4. Small Area Games <ul style="list-style-type: none"> Cats and Rats Statue Follow the leader Sports Day Races and Drill Selections & Practices
January & February	5. Development of Skills <ul style="list-style-type: none"> Ball Sense Free play be the children with ball Ball Skills-Rolling the Ball, Bouncing the Ball Catching and throwing the Ball Grading

Class-I

Subject: VALUE EDUCATION

Book: SATTHWA

TERM- I	: Satthwa- <u>Good Habits</u> – Lessons – 1 to 4
TERM- II	: Satthwa- <u>Care and Concern</u> – Lessons – 1 to 3 <u>School Pride!</u> Lessons – 1 to 4

IMPORTANT NOTE:

- Kindly keep the copy of the syllabus safely at home.

